

Basic & Clinical Pharmacology

Editor: Bertram G. Katzung, Susan R. Master

Edition: 11th ed.

Format: Paperback, 1218 pages

Publisher: McGraw-Hill

ISBN-978-007-127118-9

Reserved

RM


301.28

B33

2009

NEW to this edition:

- Full-color presentation, including 300+ illustrations
- Case studies introduce clinical problems in many chapters
- Drug summary tables for key information in comparative context
- Descriptions of important newly released drugs, including new immunopharmacologic agents
- Expanded coverage of general concepts relating to newly discovered receptors, receptor mechanisms, and drug transporters



Junqueira's Basic Histology : Text & Atlas

Author: Anthony L. Mescher

Edition: 12th ed.

Format: Paperback, 467 pages

Publisher: McGraw-Hill

ISBN-978-0-07-127190-5

Reserved

QM

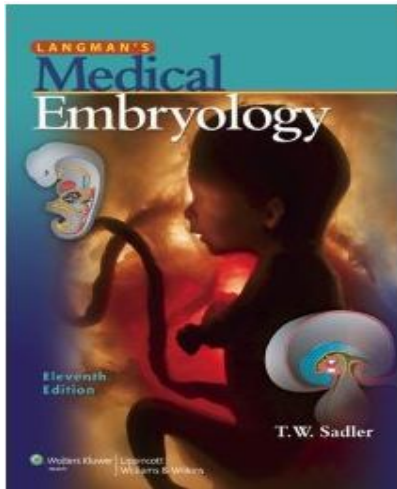
551

J86

2010

Features:

- **NEW full-color micrographs** that comprise a complete atlas of tissue sections highlight the important features of every tissue and organ in the human body.
- **New full-color, easy-to-understand drawings** provide just the right level of detail necessary to clarify the text and make learning easier
- **A valuable introductory chapter on laboratory methods** used for the study of tissues, including the most important types of microscopy
- **A logical organization** that features chapters focusing on the cytoplasmic and nuclear compartment of the cell, the four basic tissues that form the organs, and each organ system
- **Expanded legends** that accompany each figure emphasize important points and eliminate the need to jump from image to text
- **Medical applications** explain the clinical relevance of each topic
- **Complete coverage** of every tissue of the body
- **CD-ROM** with all the images from the text



Langman's Medical Embryology

Author: T.W. Sadler

Edition : 11th ed.

Format: Paperback, 385 pages

Publisher: Lippincott Williams and Wilkins

ISBN-978-1-6054-7656-8

Reserved

QM

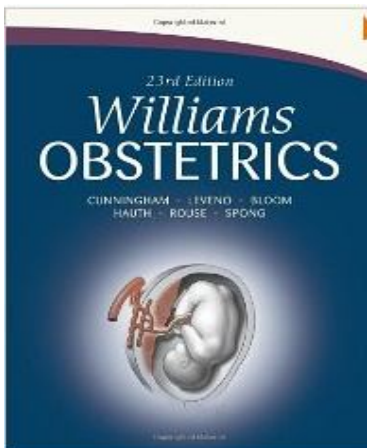
601

S33

2010

Descriptions:

Widely acclaimed for its clinical relevance and clear writing style, Langman's Medical Embryology provides a user-friendly and innovative approach to learning embryology. The revised eleventh edition presents medical and health professions students with a concise yet thorough description of embryology and its clinical significance, an awareness of which is essential in the diagnosis, and prevention of birth defects. It features outstanding full-color clinical images and photographs, end-of-chapter Summaries, Problems to solve, and Clinical Correlates boxes. A companion Website includes fully searchable text, interactive review questions and problems, updated Simbryo animations of embryologic system development, and PowerPoint slides for instructors.



Williams Obstetrics

Editors: F. Gary Cunningham... [et al.]

Format: Hardbound, 1385 pages

Publisher: McGraw-Hill

ISBN-978-0-07-149701-5

Reserved

RG

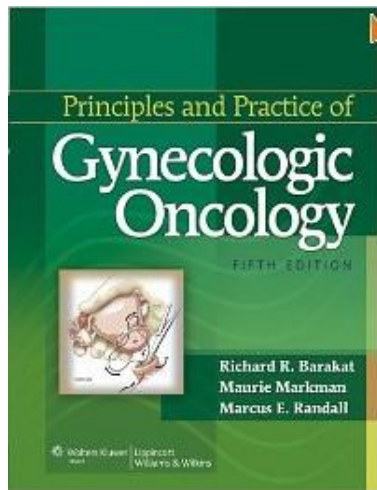
524

W55

2010

New to this Edition

- 1,100 brand-new, precisely rendered full-color illustrations
- Evidence-based medicine is highlighted in the text through the use of icons, better familiarizing you with the latest clinical guidelines and standards of care
- Greater use of headings and subheadings to quickly lead you to the content you need
- Improved algorithms and tables clearly and concisely present Class I evidence for diagnosis and treatment
- In-depth coverage of abnormal obstetrics -- from obstetrical hemorrhage and preterm birth, to reproductive tract abnormalities -- provides the most clinically relevant perspectives in this pivotal area



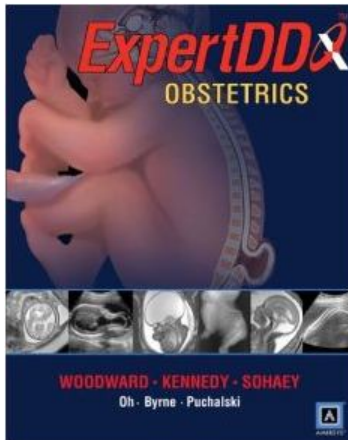
Principles and Practice of Gynecologic Oncology

Editors: Richard R. Barakat, Maurie Markman
Edition: 5th ed.
Format: Hardbound, 1072 pages
Publisher: Wolters Kluwer/Lippincott Williams & Wilkins
ISBN-978-0-7817-7845-9

Reserved
RC
280.G5
B33
2009

Descriptions:

This updated Fifth Edition provides comprehensive coverage of the biology of gynecologic cancer, the therapeutic modalities available, and the diagnosis and treatment of site-specific malignancies. Because of the importance of multimodality treatment, the site-specific chapters are co-authored by a surgical oncologist, a medical oncologist, a radiation oncologist, and a pathologist. State-of-the-art information on molecular biology, monoclonal antibodies, vaccines, and gene-directed therapies is included throughout the book. This edition has 30 per cent new contributing authors and new material. Several chapters have been consolidated and streamlined to create a more concise, user-friendly book. Information about psychological aspects, surgical rehabilitation, and pregnancy-related issues has been incorporated into many of the disease site chapters. A companion Website will offer the fully searchable text.



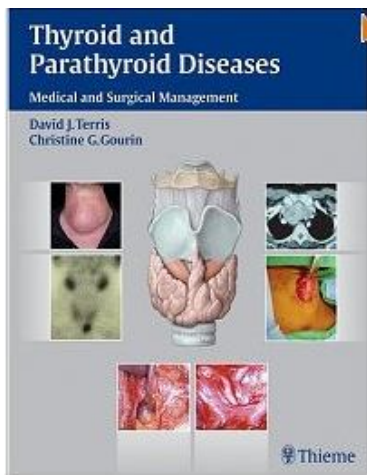
Obstetrics

Authors: Paula J. Woodward... [et al.]
Format: Hardbound, various pages
Publisher: Amirsys
ISBN-978-1-931884-10-5

Reserved
RG
527.R96
O27
2009

Descriptions:

Part of the EXPERTddx series, this unique print-and-electronic reference will guide radiologists toward logical, on-target differential diagnoses based on key imaging findings and clinical information. The book presents the most useful differential diagnoses in obstetrics, grouped into sections on first trimester, fetal anatomic abnormalities, multiple gestations, placenta/membranes, umbilical cord, amniotic fluid, fetal growth and well-being, uterus-cervix, maternal conditions in pregnancy, and postpartum complications. Each differential diagnosis includes at least eight clear, sharp, succinctly annotated images; a list of diagnostic possibilities sorted as common, less common, and rare but important; and brief, bulleted text offering helpful diagnostic clues.



Thyroid and Parathyroid Diseases: Medical and Surgical Management

Authors: David J. Terris, Christine G. Gourin

Format: Hardbound, 291 pages

Publisher: Thieme Medical

ISBN-978-1-58891-518-5

Reserved

RD


599

T47

2009

Descriptions:

Thyroid and Parathyroid Diseases: Medical and Surgical Management is a state-of-the-art reference for optimizing the care of patients with thyroid and parathyroid diseases. The book opens with a thorough discussion of anatomy, physiology, and imaging of the thyroid. The chapters that follow are divided into three main sections that cover the medical and surgical treatments for benign thyroid diseases, thyroid malignancy, and parathyroid diseases. An additional section addresses special topics, such as the use of ultrasound and radio-guided surgical approaches.



Clinical Nutrition for Oncology Patients

Editors: Mary Marian and Susan Roberts

Format: Hardbound, 436 pages

Publisher: Jones and Bartlett

ISBN-978-0-7637-5512-6

Reserved

RC


271.D52

M37

2009

Descriptions:

Clinical Nutrition for Oncology Patients provides clinicians with the information they need to help cancer survivors and patients make informed choices about their nutrition and improve their short-term and long-term health. This comprehensive resource outlines nutritional management recommendations for care prior to, during, and after treatment and addresses specific nutritional needs and complementary therapies that may be of help to a patient. This book is written by a variety of clinicians who not only care for cancer survivors and their caregivers but are also experts in the field of nutritional oncology.



Hacker and Moore's Essentials of Obstetrics and Gynecology

Editors: Neville F. Hacker, Joseph C. Gambone

Format: Paperback, 1736 pages

Publisher: McGraw-Hill

ISBN-978-0-07-162444-2

Reserved

RC


71

C87

2010

Descriptions:

Get guidance on evaluation, diagnosis, and management of a wide range of obstetric and gynecologic disorders from the most comprehensive and concise reference on the subject. The 5th Edition of this popular and practical resource features additional clinical photos and material on vaccination and disease prevention. The full-color design with illustrations and photographs complement the text.



Critical Care Nephrology

Editors: Claudio Ronco

Edition: 2nd ed.

Format: Paperback, 1202 pages

Publisher: Elsevier Mosby

ISBN-978-0-8089-2415-9

Reserved

RJ


48

H37

2009

Descriptions:

Because of the increase in serious kidney diseases, including end-stage renal disease, your role as a nephrologist, intensivist, surgeon, or critical care physician is quickly expanding. Well received in its 1st edition, this 2nd edition continues to provide comprehensive coverage of the latest advances in critical care procedures for the adult or pediatric patient with renal diseases or disorders. Presents a common language and standardized guidelines to help multi-disciplinary physicians caring for the critically ill communicate more effectively. A new US editor, detailed discussions of different forms of organ support, artificial organs, infections, acute illness occurring in chronic hemodialysis patients, and much more make this book an exceptional resource for anyone who treats critically ill renal patients.



Laparoscopic Surgery for Gynecologic Oncology

Editors: Allan Covens & Rachel Kupets

Format: Hardbound, 187 pages

Publisher: McGraw-Hill Medical

ISBN-978-0-07-143924-6

Reserved

RG

104.7

L37

2009

Features:

- Coverage of key laparoscopic procedures in gynecologic oncology including: laparoscopic total simple abdominal hysterectomy, total radical abdominal hysterectomy, pelvic and para-aortic lymph node dissection, splenectomy, and bowel resection
- DVD demonstrates more than one approach for the same procedure to teach alternative surgical options and instruments
- Contributors include some of the respected names in minimally invasive surgery in gynecologic oncology
- Back-to-basics approach to surgical instruction: the authors tell you what to do and demonstrate exactly how to do it