

Comprehensive Clinical Nephrology

Authors: John Feehally, Jurgen Floege

Edition : 3rd ed.

Format: Hardbound, 1239 pages

Publisher: Mosby

ISBN-0-323-04602-9

Reserved

RC

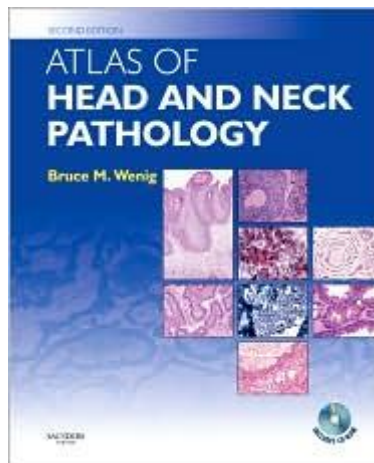
902

F44

2007

Descriptions:

This fully revised new edition brings you today's best knowledge on every clinical condition encountered in nephrology in one concise yet comprehensive, clinically focused source. A team of international experts present the latest information on pathophysiology, diagnosis, and management for a full range of kidney disorders. A full-color, highly visual, meticulously crafted format makes this material remarkably easy for you to access and apply. Plus, a bonus CD-ROM containing all of the figures and tables from the book lets you create electronic presentations.



Atlas of Head and Neck Pathology

Author: Bruce M. Wenig

Edition: 2nd ed.

Format: Hardbound, 1139 pages

Publisher: Saunders Elsevier

ISBN-978-0-7216-9788-8

Reserved

RC

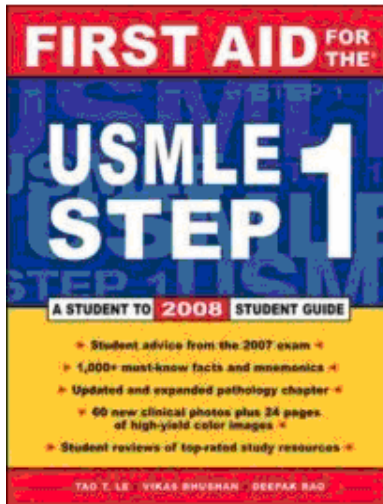
936

W36

2008

Descriptions:

Effectively and efficiently diagnose the full range of neoplastic and non-neoplastic diseases of the head and neck with this peerless source of pathology guidance! 2,240 phenomenal illustrations depict the histologic, immunohistochemical, cytologic, and diagnostic imaging appearance of every type of head and neck pathology, including brand-new coverage of thyroid and parathyroid disorders. You'll also find completely new guidance on identifying intraoperative specimens, applying the latest molecular biological and cytogenetic techniques, and much more.



First Aid for the USMLE Step 1 2008


Authors: Tao Le... [et al.]
Format: Paperback, 580 pages
Publisher: McGraw-Hill
ISBN-978-007-127476-0

Reserved
R
834.5
F57
2008

Descriptions:

The #1 selling medical review book in the world—updated with the very latest mustknow facts and test-taking advice for the USMLE Step 1

This annually updated collection of the most frequently tested high-yield facts and mnemonics delivers everything you need to pass the most anxiety-provoking exam of your career. Written by students who just passed the boards, this is the undisputed "bible" of USMLE Step 1 preparation. You will find more than 1,000 high-yield facts based on student reporting from the 2007 exam, 24 pages of color images, and student ratings of top review books.



Smith's General Urology

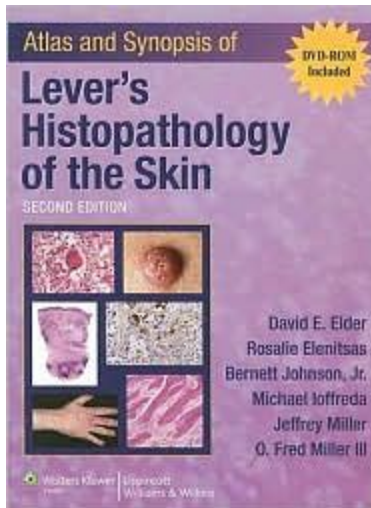
Editors: Emil A. Tanagho, Jack W. McAninch
Edition: 17th ed.
Format: Paperback, 756 pages
Publisher: McGraw-Hill Medical
ISBN-978-0-07-128743-2

Reserved
RD
874
S65
2008

Descriptions:

The leading single-volume resource in urology, *Smith's General Urology* is a practical and concise guide to the understanding, diagnosis, and treatment of urologic diseases.

- *Indispensable overview to the diagnosis and treatment of diseases and disorders common to the genitourinary tract
- *Concise presentation of the etiology, pathogenesis, clinical findings, differential diagnosis, and treatment of urologic conditions
- *Easy-to-use format promotes quick understanding of core concepts
- *Describes the latest diagnostic modalities and management protocols
- *Over 400 illustrations including CT scans, radionuclide imaging scans, and x-rays
- *References listed by topic to aid in further research




Atlas and Synopsis of Lever's Histopathology of the Skin

Author: David E. Elder
Format: Hardbound, 478 pages
Publisher: Lippincott Williams & Wilkins
ISBN-0-7817-6845-4

Reserved
RL
95
A75
2007

Descriptions:

Based on Lever's Histopathology of the Skin, Ninth Edition, this full-color atlas presents an algorithmic pattern recognition approach to differential diagnosis of skin diseases. Whereas Lever's classifies diseases by pathogenesis, this atlas aids in differential diagnosis of unknown cases by classifying diseases morphologically, based on their location in the skin and the patterns and cell types seen through the microscope. Within each morphologic category, prototypic disorders are described and illustrated with full-color photomicrographs, and a list of differential diagnostic possibilities is presented. The atlas contains over 1,300 full-color illustrations. A bound-in image bank CD-ROM contains all the book's illustrations.



Katzung and Trevor's Pharmacology : Examination and Board Review

Author: Anthony J. Trevor
Edition: 8th ed.
Format: Paperback, 631 pages
Publisher: McGraw-Hill Medical
ISBN-978-07-148869-3

Reserved
RM
301.13
T74
2008

Descriptions:

From the authors of the leading pharmacology textbook here is the newest edition of the best pharmacology review in the field. Ideal for medical pharmacology course review and USMLE Step 1 preparation, this skill-building guide comes with over 1000 USMLE-type questions with answers-nearly 3 times as many as other pharmacology review.